



**Mission of Mercy
Summary of Services
As of December 31, 2020**

MEDICAL PATIENTS	Cumulative	Cumulative	Visits
Maryland/Pennsylvania Clinics:	Patients	Visits	1/1/2020 12/31/2020
Carroll County Clinics	9,009	57,520	769
Brunswick, MD	3,578	29,747	733
Reisterstown, MD	3,784	27,571	641
Frederick, MD	8,863	53,457	1,082
Harrisburg, PA	4,362	22,564	526
Gettysburg, PA	<u>4,125</u>	<u>21,459</u>	<u>367</u>
Sub-Total MD/PA	33,721	212,318	4,118
Arizona Clinics:			
Avondale, AZ	3,846	23,388	2,614
Mesa/Tempe, AZ	22,053	88,814	3,119
Maryvale, AZ	9,287	39,752	2,462
Murphy, AZ	631	6,045	231
Phoenix, AZ	18,699	87,181	4,175
S. Phoenix, AZ	2,349	13,758	899
Chandler, AZ	<u>331</u>	<u>2,030</u>	<u>676</u>
Sub-Total AZ	57,196	260,968	14,176
Texas Clinics:			
Corpus Christi, TX	7,311	55,980	10,465
Sandia, TX	<u>537</u>	<u>2,461</u>	<u>144</u>
Sub-Total TX	7,848	58,441	10,609
TOTAL MEDICAL PROGRAM	98,765	531,727	28,903

DENTAL PATIENTS	Cumulative	Cumulative	Visits
Maryland/Pennsylvania Clinics:	Patients	Visits	1/1/2020 12/31/2020
Carroll County Clinics	3,131	5,741	99
Brunswick, MD	1,805	2,913	155
Reisterstown, MD	1,621	2,723	129
Frederick, MD	3,211	4,789	223
Harrisburg, PA	1,408	1,890	60
Gettysburg, PA	<u>1,426</u>	<u>2,293</u>	<u>62</u>
TOTAL**	12,602	20,349	728

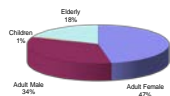
**Dental Procedures Performed: Cumulative: 91,692
Last 12 months 4,999

FREE PRESCRIPTIONS DISPENSED	Cumulative	1/1/2020 12/31/2020
MD/PA Program	419,378	3,833
AZ Program	449,870	37,793
TX Program	<u>15,221</u>	<u>684</u>
TOTAL PRESCRIPTIONS	884,469	42,310

PATIENT BACKGROUND

Adult Female
 Adult Male
 Children (under 18yr.)
 Elderly (65 and older)
 Minority
 No Insurance

MD/PA Patient Profile



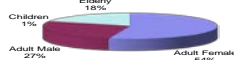
MD/PA Clinics

47%
 34%
 1%
 18%
 52%
 94%

Arizona Clinics

54%
 27%
 1%
 18%
 77%
 99%

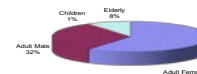
Arizona Patient Profile



Texas Clinics

59%
 32%
 1%
 8%
 82%
 99%

Texas Patient Profile



ACTIVE VOLUNTEERS

Physicians
 Ophthalmologists
 Dentists
 Dental Hygienist/Asst.
 Nurses/Technicians
 Physical Therapists
 Pharmacists
 Patient Classes/Training
 Patient Advocate
 Hospitality
 Interpreter
 Driver/Security
 Administrative
 Fund Raising

MD/PA Clinics

19
 N/A
 8
 21
 49
 3
 4
 2
 9
 66
 25
 8
 20
20

Arizona Clinics

31
 N/A
 N/A
 N/A
 66
 N/A
 4
 2
 1
 55
 45
 19
 9
14

Texas Clinics

18
 3
 N/A
 N/A
 40
 N/A
 1
 16
 2
 21
 8
 1
 18
10

Total

68
 3
 8
 21
 155
 3
 9
 20
 12
 142
 78
 28
 47
44

TOTAL

254

246

138

638

CLINIC VOLUNTEERS

Hours
 Value

2020 MD/PA

5,146
 \$296,976

2020 Arizona

6,194
 \$349,215

2020 Texas

2,041
 \$116,635

Total 2020

13,381
 \$762,826

CLINIC LOCATIONS

Maryland/Pennsylvania:

Brunswick, Maryland Medical & Dental Clinics (Served twice monthly)
 Frederick, Maryland Medical, Dental & Prenatal Clinics (Served twice monthly)
 Taneytown, Maryland Medical Clinics (Served twice monthly)
 Reisterstown, Maryland Medical & Dental Clinics (Served twice monthly)
 Gettysburg, Pennsylvania Medical & Dental Clinics (Served once monthly)
 Harrisburg, Pennsylvania Medical & Medical Clinics (Served twice monthly)

Arizona:

Avondale, Arizona Medical Clinic (Served weekly)
 Mesa, Arizona Medical Clinic (Served weekly)
 Maryvale, Arizona Medical Clinic (Served twice monthly)
 Murphy Clinic (Closed March 27, 2020 Services Consolidated into other clinics)
 Phoenix, Arizona Medical Clinic (Served weekly)
 S. Phoenix, Arizona Medical Clinic (Served twice monthly)
 Chandler, Arizona Medical Clinic (Served twice monthly)

Texas:

Corpus Christi, Texas Medical Clinic (Clinic 3 days/wk)
 --(Ayers Medical Office Bldg opened 3/1/2018)
 --(Consolidated 5 mobile locations First UMC, CC, Flour Bluff, Robstown and CCPOA, CC)
 Sandia, Texas (Served once every third week)
 --(Consolidated Orange Grove into Sandia)