



Mission of Mercy Summary of Services

As of June 30, 2010

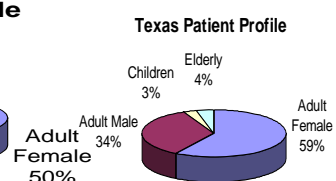
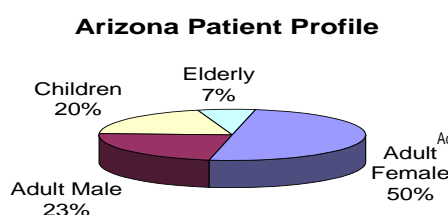
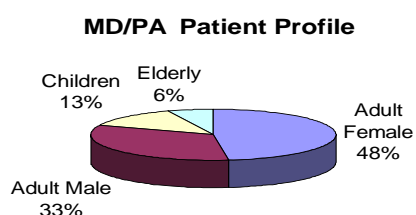
MEDICAL PATIENTS	Cumulative Patients	Cumulative Visits	Visits
			7/1/2009 6/30/2010
Maryland/Pennsylvania Clinics:			
Westminster, MD	6,654	36,742	1,893
Brunswick, MD	2,438	17,911	2,158
Taneytown, MD	1,320	10,658	1,533
Thurmont, MD	1,366	6,444	(983)
Reisterstown, MD	2,670	17,354	1,416
Frederick, MD	4,714	24,301	2,782
Mt. Airy, MD	678	3,769	(1,187)
Harrisburg, PA	2,639	10,709	1,516
Gettysburg, PA	<u>3,544</u>	<u>15,239</u>	<u>1,140</u>
Sub-Total MD/PA	26,023	143,127	10,268
Arizona Clinics:			
Mesa, AZ	17,351	48,179	3,477
Maryvale, AZ	8,010	19,571	1,613
Phoenix, AZ	15,205	45,084	4,311
S. Phoenix, AZ	961	2,330	1,216
Tempe, AZ	<u>1,589</u>	<u>3,180</u>	<u>0</u>
Sub-Total AZ	43,116	118,344	10,617
Texas Clinics:			
Corpus Christi, TX	554	2,157	940
Flour Bluff, TX	551	1,663	721
Bishop, TX	236	969	396
Robstown, TX	299	1,129	429
Orange Grove, TX	<u>262</u>	<u>1,071</u>	<u>436</u>
Sub-Total TX	1,902	6,989	2,922
TOTAL MEDICAL PROGRAM	71,041	268,460	23,807

DENTAL PATIENTS	Cumulative Patients	Cumulative Visits	Visits
			7/1/2009 6/30/2010
Maryland/Pennsylvania Clinics:			
Westminster, MD	2,500	4,748	132
Brunswick, MD	1,026	1,658	144
Reisterstown, MD	847	1,445	66
Frederick, MD	1,437	2,237	197
Mt. Airy, MD	252	357	16
Harrisburg, PA	703	895	144
Gettysburg, PA	<u>1,156</u>	<u>1,876</u>	<u>57</u>
TOTAL**	7,921	13,216	756

**Dental Procedures Performed: Cumulative: 52,943
Last 12 months 3,580

FREE PRESCRIPTIONS DISPENSED		7/1/2009
	Cumulative	6/30/2010
MD/PA Program	315,685	20,829
AZ Program	170,166	18,391
TX Program	<u>8,455</u>	<u>3,263</u>
TOTAL PRESCRIPTIONS	494,306	42,483

PATIENT BACKGROUND	MD/PA Clinics	Arizona Clinics	Texas Clinics
Adult Female	48%	49%	59%
Adult Male	33%	23%	34%
Children (under 18yr.)	13%	21%	4%
Elderly (65 and older)	6%	7%	3%
Minority	45%	87%	79%
No Insurance	89%	99%	97%



ACTIVE VOLUNTEERS	MD/PA Clinics	Arizona Clinics	Texas Clinics	Total
Physicians	27	18	8	53
Dentists	13	N/A	N/A	13
Dental Hygienist/Asst.	6	N/A	N/A	6
Nurses/Technicians	58	66	33	157
Physical Therapists	2	N/A	N/A	2
Pharmacists	10	16	4	30
Patient Classes/Training	3	5	N/A	8
Hospitality	90	100	49	239
Interpreter	25	36	10	71
Driver/Security	8	5	7	20
Administrative	15	6	3	24
Fund Raising	<u>15</u>	<u>8</u>	<u>14</u>	<u>37</u>
TOTAL	272	260	128	660

CLINIC VOLUNTEERS	2010 MD/PA	2010 Arizona	2010 Texas	Total 2010
Hours	12,680	11,275	4,083	28,038
Value	\$527,857	\$409,716	\$166,844	\$1,104,417

Maryland/Pennsylvania:

Brunswick, Maryland *Medical & Dental Clinics (Served twice monthly)*
Frederick, Maryland *Medical, Dental & Prenatal Clinics (Served twice monthly)*
Thurmont, Maryland *Medical Clinics (Clinic Closed November 2009)*
Taneytown, Maryland *Medical Clinics (Clinic Expanded) (Served once monthly)*
Reisterstown, Maryland *Medical & Dental Clinics (Served twice monthly)*
Westminster, Maryland *Medical & Dental Clinics (Served Twice monthly)*
Mt. Airy, Maryland *Medical & Dental Clinic (Clinic Closed November 2009)*
Gettysburg, Pennsylvania *Medical & Dental Clinics (Served once monthly)*
Harrisburg, Pennsylvania *Medical & Medical Clinics (Served twice monthly)*

Arizona:

Mesa, Arizona *Medical Clinic (Served three times a month)*
Maryvale, Arizona *Medical Clinic (Served twice monthly)*
Phoenix, Arizona *Medical Clinic (Served three times a month)*
S. Phoenix, Arizona *Medical Clinic (Served twice monthly- opened July 2008)*
Tempe, Arizona *Medical Clinic (Clinic closed as of 2/27/2007)*

Texas:

Bishop, Texas *Medical Clinic (Served Once every third week)*
Corpus Christi, Texas *Medical Clinic (Served twice monthly)*
Flour Bluff, Texas *Medical Clinic (Served twice monthly)*
Robstown, Texas *Medical Clinic (Served once every third week)*
Orange Grove, Texas *Medical Clinic (Served once every third week)*